

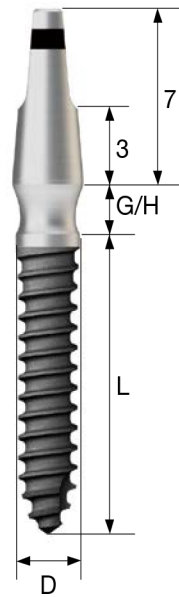


**MS
SYSTEM**

MS SA Implant Narrow Ridge

Narrow Ridge

- Implant system for narrow ridge, such as anterior mandible
- SA surface characterized by superior osseointegration
- Optimized abutment shape and size for prosthesis without removal
- Recommended denture torque : 30Ncm or less



D Ø	G/H \ L	8.5	10	11.5	13
		2.5	MSN2008S25	MSN2010S25	MSN2011S25
4.0	MSN2008S40	MSN2010S40	MSN2011S40	MSN2013S40	
D Ø2.5	G/H \ L	8.5	10	11.5	13
		2.5	MSN2508S25	MSN2510S25	MSN2511S25
4.0	MSN2508S40	MSN2510S40	MSN2511S40	MSN2513S40	
D Ø3.0	G/H \ L	8.5	10	11.5	13
		2.5	MSN3008S25	MSN3010S25	MSN3011S25
4.0	MSN3008S40	MSN3010S40	MSN3011S40	MSN3013S40	

MS SA Implant Narrow Ridge Components

Impression Coping (Narrow Ridge)

- Designed for used in precision impression-taking



MSPIC

Temporary Cap

- Designed for use in temporary prosthesis



MSPTC

Lab Analog

- Incorporating the oral MS implant narrow ridge abutment into the working model



MSPLA

Burn-out Cylinder

- Used as a prosthetic framework by attaching into MS implant narrow ridge
- After prosthetic casting, the margin is adjusted with a special-purpose reamer

Type **Single** **Bridge**



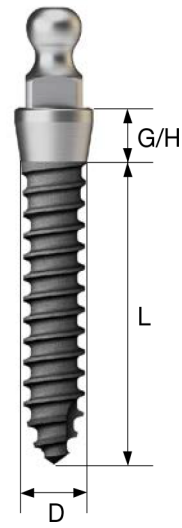
MSPBCS



MSPBCB

Denture

- Implant system for edentulous patients with narrow ridge that cannot accommodate regular-diameter implants
- SA surface characterized by superior osseointegration
- Easy and convenient fabrication of dentures using retainer and lab analog
- Recommended denture torque : 30Ncm or less



D Ø	G/H \ L	8.5	10	11.5	13
2.0		MSD2008S20	MSD2010S20	MSD2011S20	MSD2013S20
	4.0	MSD2008S40	MSD2010S40	MSD2011S40	MSD2013S40
2.5		MSD2508S20	MSD2510S20	MSD2511S20	MSD2513S20
	4.0	MSD2508S40	MSD2510S40	MSD2511S40	MSD2513S40
3.0		MSD3008S20	MSD3010S20	MSD3011S20	MSD3013S20
	4.0	MSD3008S40	MSD3010S40	MSD3011S40	MSD3013S40

O-ring Retainer Cap Set

- Designed for use in the fabrication of stud type overdenture prosthesis
- Packing unit : Retainer cap + O-ring



RCS01

O-ring Set

- Packing unit : 5ea



OACN01S

O-ring Lab Analog (Denture)

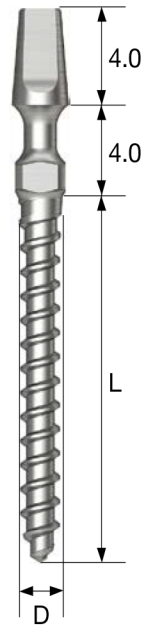
- Incorporating the oral o-ring abutment into the working model



MSDLA

Provisional

- Implant system for completely or partially edentulous patients who require an immediate, temporary prosthesis
- Specially designed neck for providing path compensation and maintaining strength
- Facilitating easy fabrication of temporary prosthesis with provisional cap and lab analog
- One-time bending up to 30°
- Recommended denture torque : 30Ncm or less



Provisional Cap

- Designed for use in fabrication of temporary prosthesis (titanium)



MSTPC

Lab Analog

- Incorporating the oral MS implant provisional abutment into working model



MSTLA

D Ø1.8



D Ø2.5

