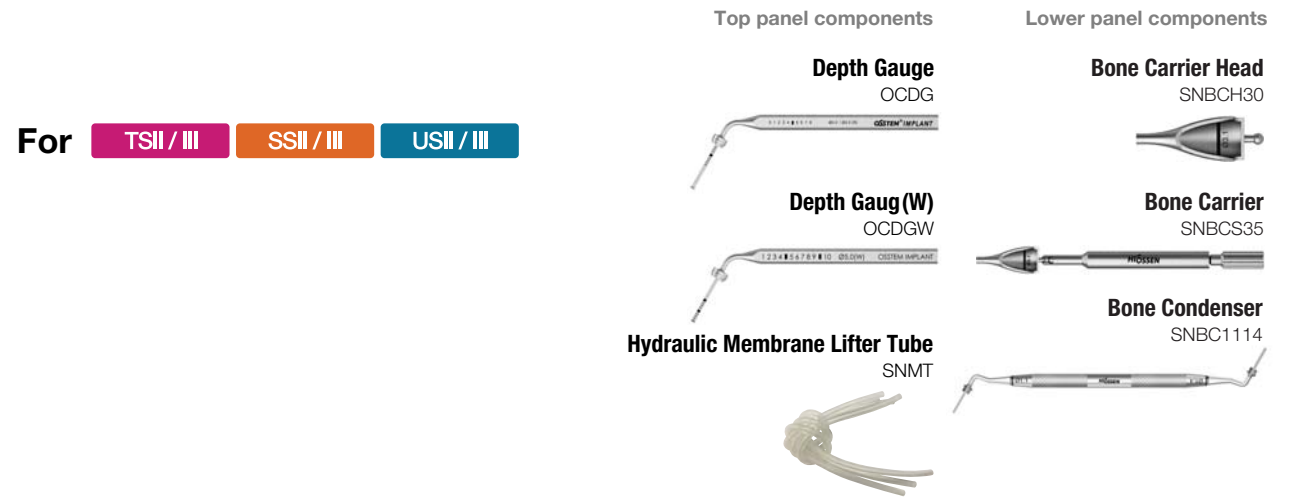


OneCAS KIT (OOCK)

OneCAS KIT Surgical Instruments



OneCAS Ø2.2 Twist Drill

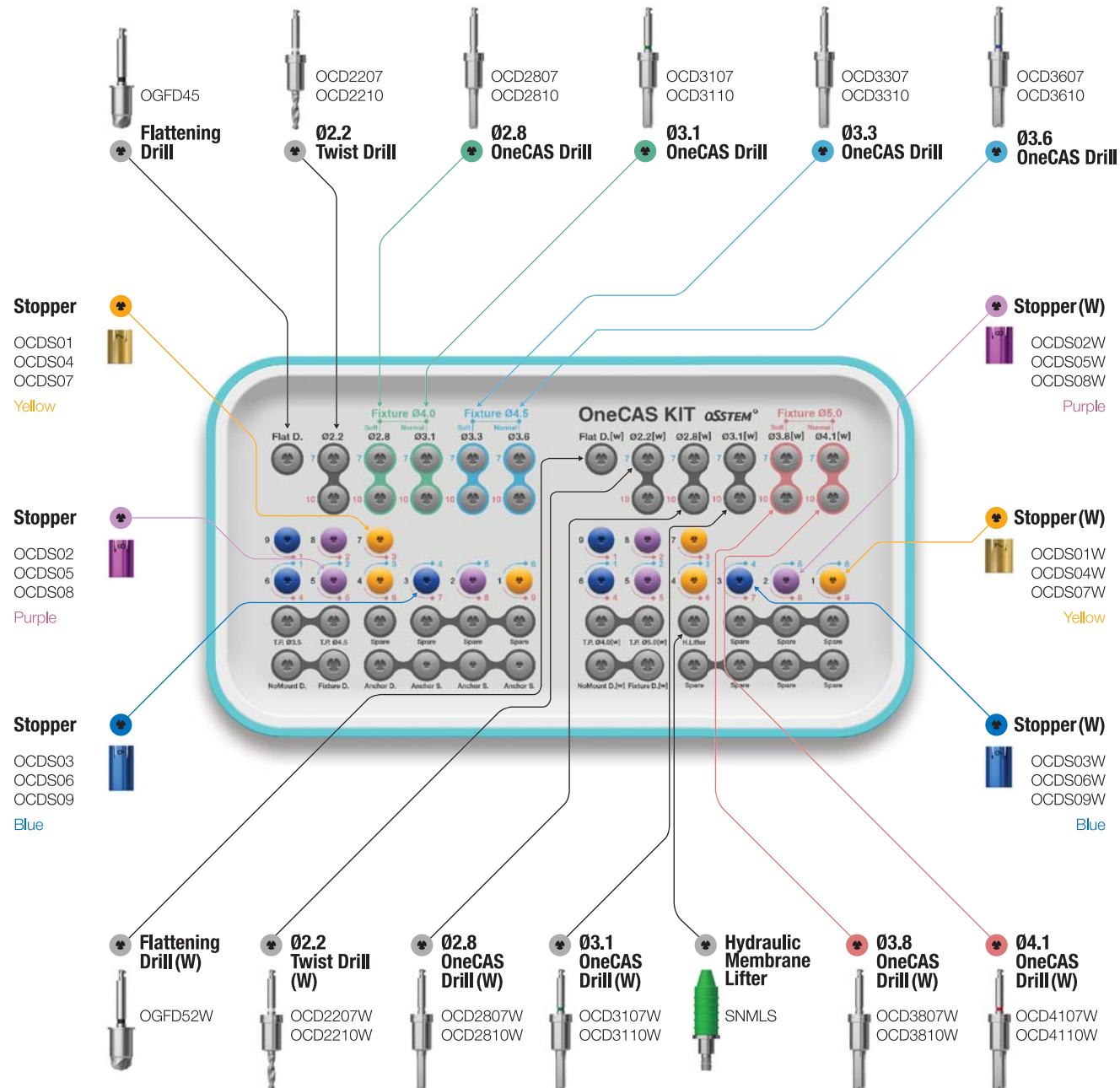
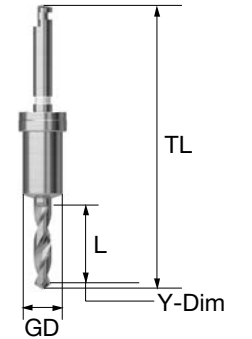
- 1mm under drilling is recommended to the lower margin of maxillary sinus
- Use a stopper for safety lift
- 1mm shorter than normal twist drill

For F4.0/4.5

L	TL	Ø2.2
	Y-Dim	
7	33.2	OCD2207
10	36.2	OCD2210

For F5.0 (W)

L	TL	Ø2.2
	Y-Dim	
7	33.2	OCD2207W
10	36.2	OCD2210W



OneCAS Drill

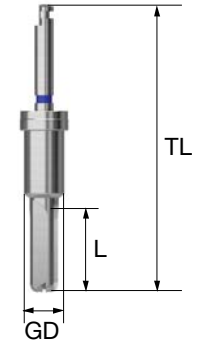
- Use with guide of OneGuide system
- The membrane is safely raised during maxillary sinus surgery
- Possible to collect autogenous bone at low rpm speed
- Use a stopper for safety lift
- Final drill diameter selection based on bone quality
- Recommended rpm speed : 400-800rpm

For F4.0/4.5

L	TL	Ø2.8	Ø3.1	Ø3.3	Ø3.6
	GD				
7	33.6	OCD2807	OCD3107	OCD3307	OCD3607
10	36.6	OCD2810	OCD3110	OCD3310	OCD3610

For F5.0 (W)

L	TL	Ø2.8	Ø3.1	Ø3.8	Ø4.1
	GD				
7	33.6	OCD2807W	OCD3107W	OCD3807W	OCD4107W
10	36.6	OCD2810W	OCD3110W	OCD3810W	OCD4110W



OneCAS KIT Surgical Instruments

OneCAS Stopper

- Stopper number is the length to stop when drill or instrument is tightened
- When the 7mm drill is tightened on the KIT middle plate, the protruding length is indicated in blue and when 10mm drill is tightened, the protruding length is indicated in red
- Color coding by length
- Recommended number of use : 50times

For F4.0/4.5

L	1	2	3	4	5	6	7	8	9
									
	OCDS01	OCDS02	OCDS03	OCDS04	OCDS05	OCDS06	OCDS07	OCDS08	OCDS09
Color	Yellow	Purple	Blue	Yellow	Purple	Blue	Yellow	Purple	Blue

For F5.0 (W)

L	1	2	3	4	5	6	7	8	9
									
	OCDS01W	OCDS02W	OCDS03W	OCDS04W	OCDS05W	OCDS06W	OCDS07W	OCDS08W	OCDS09W
Color	Yellow	Purple	Blue	Yellow	Purple	Blue	Yellow	Purple	Blue

Depth Gauge

- Check if maxillary sinus is lifted
- Measure residual bone depth
- Use a stopper for safety lift
- Same depth marking line with 10mm drill



For F4.0/4.5

L \ GD	5.0
10.6	OCDG

For F5.0 (W)

L \ GD	5.7
10.6	OCDGW